

Licensing Information

Gipton & Harehills

You have been sent this guidance note because you have, or are considering, making an application for a licence to sell alcohol or provide late night refreshment in the Gipton & Harehills area.

This information is provided to anyone applying for a licence to sell alcohol or provide late night refreshment in Gipton or Harehills. It may be used to by residents or other interested people who make a representation against an application. It will be provided to the Licensing subcommittee at any subsequent licensing hearing.

Why have you been sent this information?

Under the Licensing Act 2005 applicants are required to complete an 'operating schedule'. Applicants are expected to have regard to the council's Statement of Licensing Policy. They must also be aware of the expectations of the licensing authority and the responsible authorities as to the steps that are appropriate for the promotion of the licensing objectives and to demonstrate knowledge of their local area when describing the steps they propose to take to promote the licensing objectives.

Applicants are, in particular, expected to obtain sufficient information to enable them to demonstrate when setting out the steps they propose to take to promote the licensing objectives, that they understand:

- The layout of the local area and physical environment including crime and disorder hotspots, proximity to residential premises and proximity to areas where children may congregate;
- Any risk posed to the local area by the applicants' proposed licensable activities ; and any local initiatives (for example, local crime reduction initiatives or voluntary schemes including local taxi-marshalling schemes, street pastors and other schemes) which may help to mitigate potential risks.

Scope

The scope of this guidance includes all premises licensed under the Licensing Act 2003 in Gipton and Harehills ward.

It is a fact (Joint Strategic Needs Assessment 2012, NHS Leeds) that if you live in Gipton and Harehills ward you can expect your life expectancy to be lower than that of residents in other areas of Leeds. The three contributory factors to a reduced life expectancy are alcohol, obesity and smoking. The Licensing Act 2003 authorises the activity of the sale or supply of alcohol and the provision of late night refreshment and therefore the question is whether reducing people's access to alcohol and high fat content takeaway food will have a positive outcome on life expectancy in Gipton and Harehills ward.

This information will be provided to anyone applying for a licence to sell alcohol or provide late night refreshment in Gipton and Harehills ward. It may be used to by residents or other interested people who make a representation against an application. It will be provided to the Licensing subcommittee at any subsequent licensing hearing.

Local Concerns

The North East Locality Safety Partnership has agreed to prioritise the Harehills area during 2014/15 for increased partnership work to address increases in violent crime and antisocial behaviour. This has been supported by our Inner East lead community safety member Cllr Selby and local ward councillors. One of the main concerns raised by partners, local traders and community members is the constant problematic street drinking and intimidation caused by large numbers of adults congregating on the streets. The Neighbourhood policing team continue to enforce the Designated Public Place Order but are unable to police the area 24 hours a day. We have similar issues in the Gipton area, the Coldcotes Circus shopping area is often highlighted as a repeat location for call for service to West Yorkshire Police.

In Gipton and Harehills ward there is concern about the following issues:

Alcohol

- The wide and obvious availability of alcohol in convenience stores, newsagents, corner shops and off licences.
- Possible links between violent crime and domestic violence which are often exacerbated by the availability of alcohol in the area due to the numbers of local premises which sell alcohol for consumption off the premises.
- The higher proportion of premises licensed for alcohol for consumption off the premises
- The ability for persons with mental health or alcohol problems to easily obtain alcohol
- The ability for persons who are already intoxicated to easily obtain more alcohol

Protection of children

- The normalisation of alcohol abuse and the effect this has on children living in the area
- The sale and supply of alcohol to young persons and children and the impact this has on their behaviour in the community and impact on their health.

Nuisance

- The accumulation of premises providing takeaway food and off sales of alcohol in the Harehills Lane area
- Littering of food wrappers and waste food originating from takeaways

Responsible Retailing

In 2010 the Government introduced a new Mandatory Code for Alcohol Retailing. This was brought into law by the implementation of 5 new mandatory conditions. These were updated in 2014 and further details can be found on the Home Office website: <https://www.gov.uk/alcohol-licensing#mandatory-licensing-conditions>

Specifically the Government brought in a new mandatory condition prohibiting the sale of alcohol below cost. Cost is defined as the cost of the VAT and duty charge. More information can be found on the Government website: <https://www.gov.uk/government/publications/banning-the-sale-of-alcohol-below-the-cost-of-duty-plus-vat>

Responsible retailing, including age related sales of alcohol, has long been promoted by West Yorkshire Trading Standards. More information can be found on their website at <http://www.ts.wyjs.org.uk/wyjs-trading-underage-sales.asp>

Other sources of information can be found at:

<http://www.brc.org.uk/Downloads/FCSG0475ResponsibleRetailingofAlcohol.pdf>
<http://biiab.bii.org/qualifications/qualification-ARAR>

When considering responsible retailing, you may wish to consider what you would do about:

- The sale of large quantities of alcohol
- The sale of super strength alcohol in large containers (2 and 3 litre plastic bottles)
- The sale of alcohol to people who are already drunk
- How to address selling alcohol to people who are pregnant
- How to refer someone who appears to have a drinking problem
- How to display alcohol
- What to name the premises
- Healthy takeaway options available for example low fat versions of popular dishes
- Nutritional information on all takeaway foods.

It may be useful for you to make yourself aware of organisations in the area that can help people with alcohol addiction, and to get acquainted with the local West Yorkshire Police Neighbourhood Policing Team.

Measures to address local concerns

The availability of alcohol is a major concern, as harmful and hazardous drinking is a contributory factor in many of the concerns mentioned in this document. As such the licensing authority would expect anyone wishing to open or extend premises that sell alcohol, or sell hot food to provide extra measures to ensure these problems are not exacerbated.

It is highly likely that any application which includes the sale by retail of alcohol or the sale of hot food and drink will attract representations from a number of interested people. In order to mitigate the concerns stated in this document, you are encouraged to contact Entertainment Licensing, West Yorkshire Police, Environmental Health and Health to see if there are any specific measures that can be adopted. Contact details for agencies are included in the application packs and on the council website.

If you don't contact the responsible authorities, and you do not offer additional measures you can expect to receive a contact from a number of the agencies about your application. This may be by phone, email or by way of a formal objection to your application.

Entertainment Licensing provides a Proforma Risk Assessment which is a list of suggested measures prospective licensees may like to include in their operating schedule. In addition you may wish to consider if any of the following measures would be appropriate for your business to adopt. These measures could be offered as part of the operating schedule. A form is attached to the end of this document to assist you with this.

Crime and Disorder

- All areas of the premises to be used for the display of alcohol are marked on the plan. The display of alcohol will not change without the consent of the licensing authority by way of a minor variation application to the licence.
- The display of alcohol will be in a designated area of the premises which is capable of being supervised from the counter area.
- The display of spirits shall be in an area accessible only by staff
- The display of high-strength beers, ciders and lagers of 7.5% alcohol by volume (abv) or higher will be in an area accessible only by staff.
- There will be no sale of cider and lager of 7.5% alcohol by volume (abv) in 1, 2 or 3 litre plastic bottles.

- All areas where alcohol is displayed shall be covered by CCTV

Prevention of public nuisance

- Staff will make hourly checks around the premises and remove any litter, including takeaway wrappers, can and bottles.

Protection of children

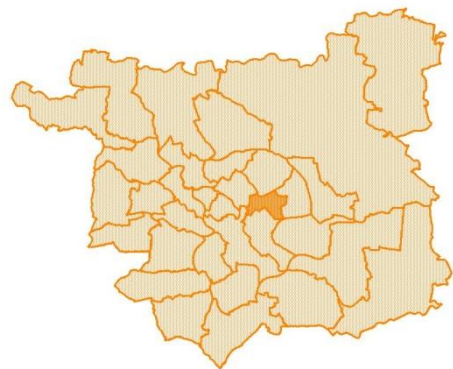
- There will be a Check 25 proof of age verification scheme in place.
- Alcohol will not be displayed next to the public entrance/exit of the premises.
- The name of the premises will not contain reference to alcohol.
- There will be no window display posters or similar advertising contained reference to alcohol displayed on the premises shop frontage or the highway abutting the premises.
- All alcohol sale refusals will be recorded in a register which will be retained on the premises for inspection by responsible authorities on request.

Local Information

Area Profile

Gipton and Harehills

Size	399 hectares	
Dwellings	10,573	
Population	24,906	
Religion	Christian	12,140
	Muslim	5,679
	No religion	3,416



Leeds Observatory

The Leeds Observatory is a tool for everyone to explore strategic data, information and intelligence about Leeds' communities and geographies. The observatory provides a clear evidence base for communities and professionals to determine the needs of people in Leeds which will shape decision making and services.

[The Leeds Observatory](#) provides statistical data on demographic profile, economic activity, education and skills, community safety, housing and health in this ward.

Neighbourhood Plans

The Localism Act 2011 introduced major reforms to the planning system that gives local communities new rights to shape and plan their neighbourhood. The Act introduces a new initiative called the neighbourhood plan. These plans are optional – if local communities choose, they can be used to set out policies for the development or use of land but they must be 'pro development'.

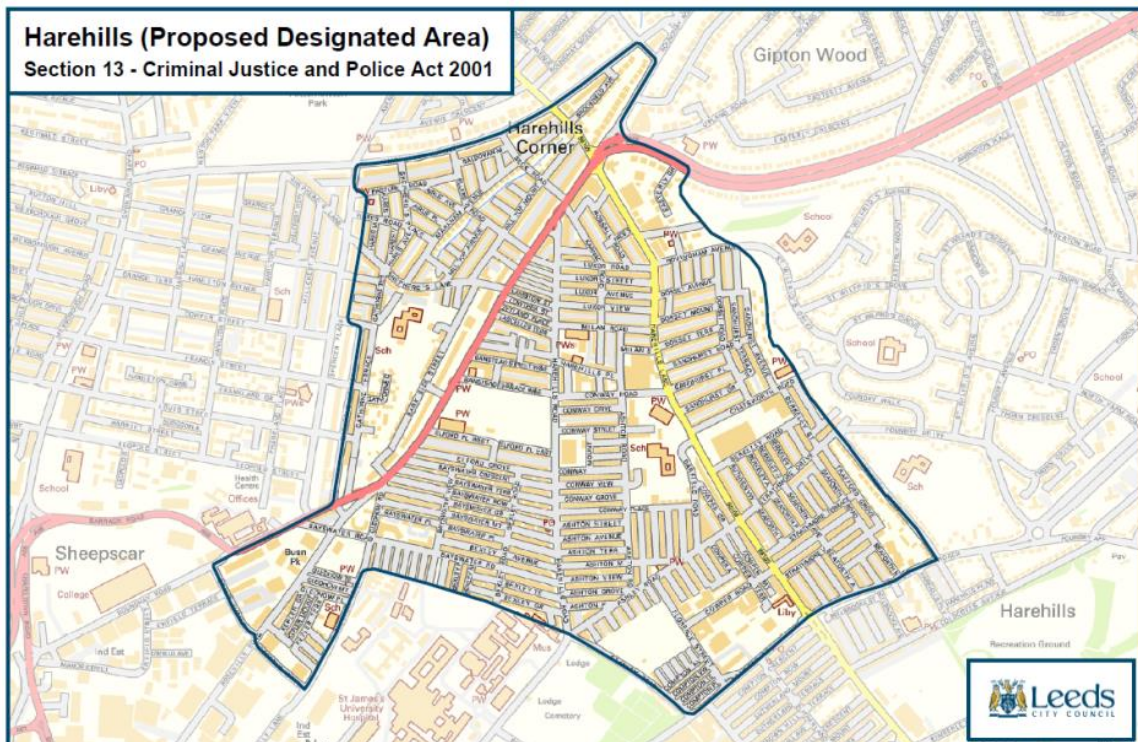
The Act also includes new powers for local communities to prepare a Neighbourhood Development Order (NDO) for their area, which will be able to promote a particular type of development. Related

to the NDO, is the Community Right to Build Order (CRtB) and this will provide for community-led site development.

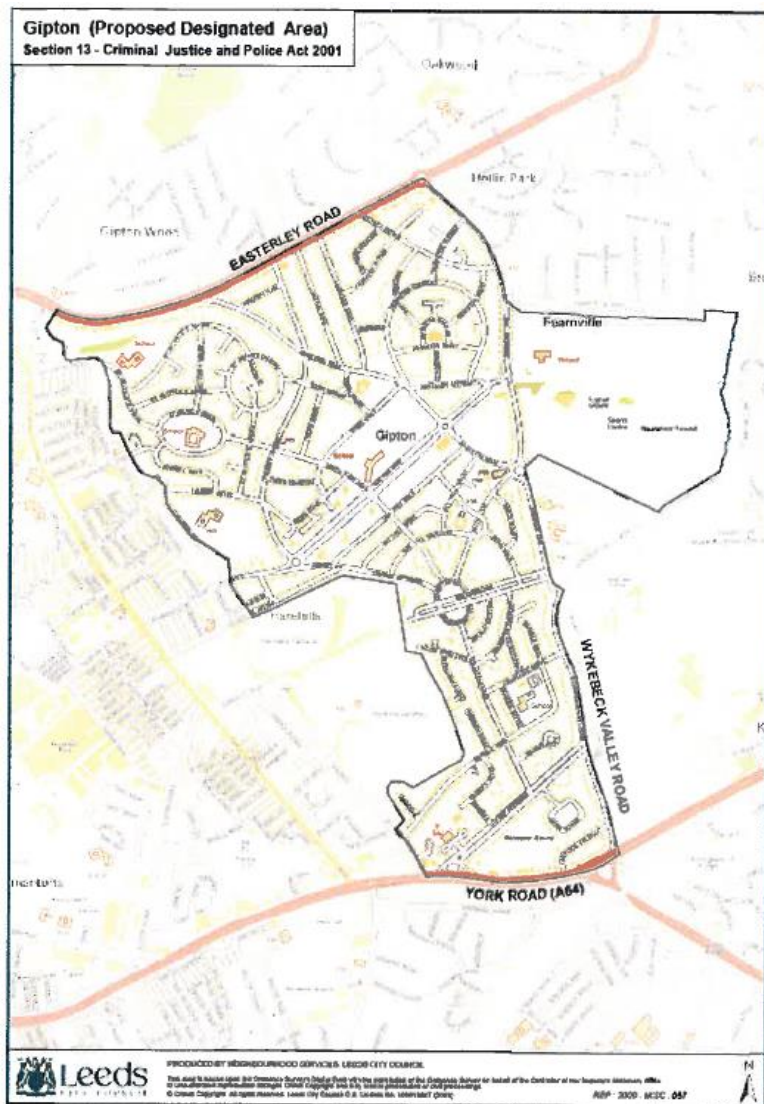
Local communities may also be interested in applying to the Council to have a valued area designated as a Local Green Space. For regular updates on neighbourhood planning check <http://www.leeds.gov.uk/council/Pages/Neighbourhood-planning.aspx>

Special considerations

There is no cumulative impact policy in place in this ward. However there are two Designated Public Places Orders which covers the Gipton and Harehills Wards. Designated Public Place Orders (DPPOs) give police officers discretionary powers to require a person to stop drinking and confiscate alcohol or containers of alcohol in public places. Failure to comply with alcohol restrictions in DPPOs can result in arrest and/or a fine of up to £500. DPPOs are implemented by local councils in order to address alcohol-related crime and disorder in public places under section 13 of the Police and Criminal Justice Act 2001.



PRODUCED BY LEEDS CITY COUNCIL
This map is based upon the Ordnance Survey's Digital Data with the permission of the Ordnance Survey on behalf of the Controller of Her Majesty's Stationary Office
© Unauthorised reproduction infringes Crown Copyright and may lead to prosecution or civil proceedings. © Crown Copyright. All rights reserved. Leeds City Council O.S. Licence No. 100010687 (2012)
REF : 2012 : MISC : 024



Licensing Profile

As of 1st January 2014, Gipton and Harehills has a total of 54 licensed premises. 13 are “on licensed” premises (pubs, restaurants, hotels, clubs) and 41 are off licensed premises (off licences or takeaways that sell alcohol).

The majority of “on licensed” premises cease selling alcohol at midnight with a smaller number ceasing alcohol sales at 1am. This is significantly earlier than the city centre, but in keeping with other residential areas.

On-licensed premises

There are a number of areas where there is an accumulation of licensed premises but not in the concentrations found elsewhere in the city. The accumulation of licensed premises is localised. This, in itself, prevents the council from applying a formal cumulative impact policy in inner East Leeds. However any application in this area will be scrutinised and cumulative impact will be considered if the application is for premises in an area that already has an accumulation of similar premises.

	2008	2009	2010	2011	2012	2013	2014
Gipton & Harehills	17	17	17	18	17	17	14

Off licensed premises

The number of premises licensed for the sales of alcohol for consumption off the premises (41) is high in comparison to other wards in the city. On a city wide ranking Gipton and Harehills sits at 22 out of 33 wards. In contrast when looking at pubs, Gipton and Harehills is ranked 32.

Trading Standards and West Yorkshire Police have worked with premises licensed to sell alcohol for consumption off the premises to reduce the number of failed test purchase attempts over the last two years.

	2008	2009	2010	2011	2012	2013	2014
Gipton & Harehills	30	31	33	35	37	38	41

Late night takeaways

In Gipton and Harehills there are 22 licensed hot food takeaways. Harehills Road is an area of special concern with a total of 7 licensed late night takeaways operating from this busy area of Harehills. Not all the takeaways are licensed for the sale of hot food after 11pm and most are not controlled by conditions relating to litter nuisance. This has led to this area becoming of concern on the grounds of public nuisance caused by the amount of litter accumulations in the area.

The pictures below are taken from the Gipton and Harehills area and illustrates the problems with litter in the area. Once the clean-up crews have done their work, the area looks a lot better. However within a week, litter starts to accumulate again. The littering around takeaway and off licence premises contribute significantly to that coming from local residents and people passing through Harehills.





Health and Community Safety Information

There is clear evidence that some areas of inner East Leeds have high levels of problems associated with alcohol misuse.

Violent Crime

The Gipton and Harehills Ward has seen a 16% increase in violent crime during 2013/14 with 630 recorded offences compared to 543 offences recorded in 2012/13.

The Gipton and Harehills Ward has a higher proportion of recorded violent offences when compared with other inner East Wards (Burmantofts and Richmond Hill - 508 and Killingbeck & Seacroft - 404).

Anti-Social Behaviour

We have seen a significant reduction in recorded anti-social behaviour offences to West Yorkshire Police during 2013/14 with 2,603 offences compared with 4,133 during 2012/13. The Gipton and

Harehills ward has the highest number of ASB calls during 2013/14 with a total of 994 incidents compared with Burmantofts and Richmond Hill Ward (667) and Killingbeck and Seacroft (942). Approximately 15% of recorded ASB was alcohol related in the Gipton and Harehills Ward.

Gipton and Harehills had the highest levels of ASB across the Inner East area with a total of 227 anti-social behaviour incidents that were alcohol related during 2012/13 and 82 during 2013/14. Reductions in anti-social behaviour has been a result of improved partnership work, offender management and enforcement of the Designated Public Place Orders.

Domestic Violence

From August 2012 to July 2013, there were 13,339 domestic related *incidents* reported to the police across Leeds, with approximately 1,002 of them dealt with by police in Gipton & Harehills. This ward has the second highest number of incidents; the highest being in Burmantofts and Richmond Hill (1017 domestic related incidents) in the same period. The information below illustrates the significant increase in the number of MARAC referrals, repeat victimisation and the number of children present during incidents.

MARAC Referrals 2010 - 2011

	April	May	June	July	Aug	Sept	Oct	Nov	Dec	Jan	Feb	Mar	Total
Referrals	5	12	11	9	11	12	14	8	11	14	9	15	131
No of Children	7	25	9	10	17	15	20	17	22	12	14	25	193
Repeat Rates	22%	21%	18%	15%	13%	11%	12%	10%	10%	11%	10%	11%	14%

MARAC Referrals 2011 - 2012

	April	May	June	July	Aug	Sept	Oct	Nov	Dec	Jan	Feb	Mar	Total
Referrals	17	9	17	10	13	14	19	16	14	30	19	11	189
No of Children	20	3	24	18	18	10	19	16	7	32	17	7	191
Repeat Rates	10%	11%	11%	12%	13%	15%	13%	12%	12%	11%	11%	11%	12%

MARAC Referrals 2012 - 2013

	April	May	June	July	Aug	Sept	Oct	Nov	Dec	Jan	Feb	Mar	Total
Referrals	23	13	24	16	17	28	13	21	18	11	14	15	213
No of Children	30	23	34	27	24	30	18	24	29	6	11	20	276
Repeat Rates	13%	12%	12%	14%	14%	13%	14%	15%	15%	17%	17%	18%	15%

Research by The College of Emergency Medicine suggests that 12% of attendances at Accident & Emergency (A&E) are due to domestic abuse. In 2012, 56,000 women attended A&E in Leeds, which would equate to over 6,500 potentially being due to domestic abuse; however, the recorded numbers actually disclosing domestic abuse were much lower, at less than 1%.

- The number of women who are presenting to maternity services with disclosures of domestic abuse is 4%. This is in line with research expectations, with the expected figure around 3%.
- Children were present at over a third of West Yorkshire Police recorded domestic abuse incidents. As some households have more than one child, each incident is potentially witnessed by more than one child.
- In 2012/13 there have been 1720 recorded Child Protection Conferences, of which 660 (38%) had domestic violence recorded as the main or one of several issues.

- A study in 2012 of 38 cases where children under the age of 1 were taken into care found that Domestic Violence was confirmed in 58% of cases, and this figure was likely to be as high as 68%, with the unconfirmed cases.
- Alcohol was the most frequently cited contributing factor, accounting for 49% of incidents and 46% of crimes in the most recent period compared with 52% incidents at the time of the last profile. Drugs contributed to about 8% of incidents and 7% of crimes, which is an increase of around 5% from the time of the last profile.

Source: West Yorkshire Police crime data

Hospital Admissions

In Leeds there were a total of 53,910 all-age alcohol related admissions between April 2009 and March 2010 of people registered with a Leeds GP and living in Leeds. Of these admission 48% were male and 52% were female. This is an increase from 37,709 in 2007/08 and 42,538 in 2008/09.

Of the 48 postcode districts in the Leeds area, LS11 has the highest number of people being admitted to hospital with an average of 36 people admitted three or more times per year, followed by LS9 (which includes Harehills MSOAs), with 29 people.

The overall hospital admission rates for alcohol specific and alcohol attributable admissions in the Harehills area of Inner East Leeds varies, with the Harehills, Comptons and the Nowells much higher than the rest of Leeds in both alcohol specific and attributable admissions for both sexes. Harehills MSOA is above the Leeds average for alcohol specific admissions and Harehills triangle is below Leeds rates for both men and women.

Alcohol related admissions to hospital in three MSOAs making up Harehills area

2009-10 Admissions per 1,000	Harehills, Comptons, Sutherlands & Nowells		Harehills	Harehills Triangle	Leeds Average
Alcohol Specific Admissions	Male	13.1	11.9	7.1	8.1
	Female	7.1	6.2	1.5	3.8
Alcohol Attributable Admissions	Male	29.4	21.1	20.2	23.1
	Female	20.0	12.6	10.5	14.4

Fires

Most alcohol related fires in Leeds happen between 21:00 and 03:00 at night with 90% of incidences occurring in residential properties. The majority of incidences are related to cooking. 52% of the injuries occurred in an area of Leeds ranked in the 10% most deprived nationally. Between 2008/09 and 2010/11 56 people suspected of being under the influence of drink or drugs were injured by fires and of these 31 were suspected to be under the influence of alcohol.

Drinking while pregnant

The UK Chief Medical Officer's advice to women is:

'Women who are pregnant or trying to conceive should avoid alcohol altogether. However, if they do choose to drink, to minimise the risk to the baby, we recommend they should not drink more than 1-2 units once or twice a week and should not get drunk.'

The National Institute for Health and Clinical Excellence (NICE) advises healthcare professionals (GPs and nurses):

- Pregnant women and women planning to become pregnant should be advised to avoid drinking alcohol in the first three months of pregnancy, because there may be an increased risk of miscarriage.
- Women should be advised that if they choose to drink alcohol while they are pregnant, they should drink no more than 1-2 units of alcohol once or twice a week. There is uncertainty about how much alcohol is safe to drink in pregnancy, but at this low level there is no evidence of any harm to their unborn baby.
- Women should be advised not get to drunk or binge drink (drinking more than 7.5 UK units of alcohol on a single occasion) while they are pregnant because this can harm their unborn baby.
- If women want to avoid all possible alcohol-related risks, they should not drink alcohol during pregnancy because the evidence on this is limited.

Obesity

Tackling obesity is one of the most significant public and personal health challenges facing our society. Obesity is a serious threat to health with 22% of men and 23% of women now classed as clinically obese (BMI greater than 30kg/m²). Among people aged 55 – 74 years two thirds of women and three quarters of men are overweight or obese.

The Leeds Joint Strategic Needs Assessment (JSNA) outlines key lifestyle behaviours that are of significance, which includes obesity. The findings suggest obesity levels are rising. The JSNA describes obesity as the second most important preventable cause of death after smoking. The cost to the NHS in Leeds was £205m in 2010.

In relation to children, 1 in 10 in reception class and this rises to 1 in 5 for those children in Year 6 (primary school) are obese.

The National Obesity Observatory's Report on Obesity and alcohol states that the relationship between obesity and alcohol consumption is complex. Associations between the two are heavily influenced by a number of factors including: patterns and levels of drinking; types of alcoholic drinks consumed; gender; body weight; diet; genes; physical activity levels and other lifestyle factors.

Some of the key points from the report include:

- Many people are not aware of the calories contained in alcoholic drinks
- The effects of alcohol on body weight may be more pronounced in overweight and obese people
- Alcohol consumption can lead to an increase in food intake
- Heavy, but less frequent drinkers seem to be at higher risk of obesity than moderate, frequent drinkers
- The relationships between obesity and alcohol consumption differ between men and women
- Excess body weight and alcohol consumption appear to act together to increase the risk of liver cirrhosis
- There is emerging evidence of a link between familial risk of alcohol dependency and obesity in women

All of this leads to a concern about the availability of alcohol and unhealthy foods.

The recent MSOA health area profiles produced by NHS Leeds 2012, suggests that in Gipton and Harehills, the proportion of overweight children in reception year has increased from 10.8% to 13.2% and again in year 6 from 15.4% to 16.0%. Harehills and Harehills Triangle MSOAs have the highest prevalence of diabetes, which is linked to overweight and obesity. Harehills-Comptons, Sutherlands and Nowells has the second highest female and male rates of cancer mortality in Leeds. All these conditions have links with factors such as deprivation and alcohol.

An overview of the area, known as **Harehills** shows a number of indicators and highlighted below are those that directly show an impact on people's health:

- 6,935 people live in the area.
- The population is 25.5% South Asian, 14.1% Middle Eastern and 32.9% British, with a sizable eastern European and African population
- A significantly high proportion of households rent from private landlords (over 24%)
- There is a higher than average proportion of children and young /middle aged adults
- The number of JSA claimants is 9.8 % compared to 4.34% in Leeds
- Secondary school absenteeism is 13.3% compared to 7.6% for Leeds
- There are a higher number of young persons classified as NEETS (not in education, employment or training) – 16.2% compared to 7.6% for the rest of Leeds
- Educational attainment at key stage 4 = 5+ A-C including English & Maths is 38.5% compared to 50.2% for the rest of Leeds
- Obesity prevalence is higher than the Leeds average
- Smoking rates are considerably higher than the Leeds average
- Diabetes prevalence is higher than the Leeds overall figure
- Age standardised rates of COPD in this neighbourhood are much higher than the Leeds average
- Mortality rates for under 75s (all causes both sexes) are much higher than the Leeds average

An overview of the area known as **Harehills-Comptons, Sutherlands and Nowells** shows a number of indicators and highlighted below are those that directly show an impact on people's health:

- 7,477 people live in the area.
- The population is 63.7% British, 7.9% African, 5.8% Middle Eastern and 5.7% Eastern European. 5.5% are South Asian
- 40% of households rent their homes from the Local Authority
- There is a higher than average proportion of children and young /middle aged adults
- The number of JSA claimants is 10.52 % compared to 4.34% in Leeds
- Secondary school absenteeism is 17% compared to 7.6% for Leeds
- There are a higher number of young persons classified as NEETS (not in education, employment or training) – 10% compared to 7.6% for the rest of Leeds
- Educational attainment at key stage 4 = 5+ A-C including English & Maths is 29.5% compared to 50.2% for the rest of Leeds
- Obesity prevalence is higher than the Leeds average
- Smoking rates are considerably higher than the Leeds average
- Diabetes directly age standardised rate is higher than the Leeds overall figure
- Age standardised rates of COPD in this neighbourhood are much higher than the Leeds average
- Mortality rates for under 75s (all causes both sexes) are much higher than the Leeds average, with cancer being the main cause of death, followed by circulatory disease

An overview of the area known as **Harehills triangle** shows a number of indicators and highlighted below are those that directly show an impact on people's health:

- 9,120 people live in the area.
- The population is 39.7% South Asian, 20.7% Middle Eastern and 19.9% British. There are also sizable Eastern European and African populations
- Over 22% of households rent their homes from private landlords
- There is a much larger proportion of children and adults aged between 25 and 39 in this MSOA
The number of JSA claimants is 10.53 % compared to 4.34% in Leeds
- Secondary school absenteeism is 8.30% compared to 7.6% for Leeds
- There are a higher number of young persons classified as NEETS (not in education, employment or training) – 9.75% compared to 7.6% for the rest of Leeds
- Educational attainment at key stage 4 = 5+ A-C including English & Maths is 32.5% compared to 50.2% for the rest of Leeds
- Obesity prevalence is similar to the Leeds average
- Smoking rates are similar to the Leeds average
- Diabetes directly age standardised rate is much higher than the Leeds overall figure
- Age standardised rates of COPD in this neighbourhood are similar to the Leeds average
- Mortality rates for under 75s (all causes both sexes) are much higher than the Leeds average, with cancer being the main cause of death for men and women.

An overview of the area known as **Gipton South** shows a number of indicators and highlighted below are those that directly show an impact on people's health

- 7,102 people live in the area
- The population is 74.2% British, 5.6% African and 3.9% Eastern European
- 56% of households rent their homes from the Local Authority
- The age demographic is similar to that of Leeds as a whole
- The number of JSA claimants is 8.31 % compared to 4.34% in Leeds
- Secondary school absenteeism is 11.2% compared to 7.6% for Leeds
There are a higher number of young persons classified as NEETS (not in education, employment or training) – 13% compared to 7.6% for the rest of Leeds
- Educational attainment at key stage 4 = 5+ A-C including English & Maths is 23.1% compared to 50.2% for the rest of Leeds
- Obesity prevalence is considerably higher than the Leeds average
- Smoking rates are considerably higher than the Leeds average
- Diabetes directly age standardised rate is slightly higher than the Leeds overall figure
- Age standardised rates of COPD in this neighbourhood is very much higher than the Leeds average
- Mortality rates for under 75s (all causes both sexes) are much higher than the Leeds average, with cancer and circulatory disease being the main cause of death for men and women

An overview of the area known as **Gipton North** shows a number of indicators and highlighted below are those that directly show an impact on people's health

- 7,519 people live in the area
- The population is 56.8% British, 17.2% South Asian and 9.1% Middle Eastern
- 53% of households rent their homes from the Local Authority
- There is a greater proportion of children and fewer older people than the Leeds average in this MSOA

- The number of JSA claimants is 8 % compared to 4.34% in Leeds
- Secondary school absenteeism is 11.9% compared to 7.6% for Leeds
- There are a higher number of young persons classified as NEETS (not in education, employment or training) – 13% compared to 7.6% for the rest of Leeds
- Educational attainment at key stage 4 = 5+ A-C including English & Maths is 32% compared to 50.2% for the rest of Leeds
- Obesity prevalence is considerably higher than the Leeds average
- Smoking rates are considerably higher than the Leeds average
- Diabetes prevalence and age standardised rates are directly higher than the Leeds overall figure
- Age standardised rates of COPD in this neighbourhood is very much higher than the Leeds average
- Mortality rates for under 75s (all causes both sexes) are higher than the Leeds average, with cancer and circulatory disease being the main causes of death for men and women

Sources

Local information	provided by http://openlylocal.com
Additional data	provided by http://www.westyorkshireobservatory.org/home
Licensing information	provided by Entertainment Licensing (extracted October 2012)
Crime data	provided by West Yorkshire Police
Health information	provided by NHS Leeds (Leeds Alcohol Harm Reduction Action Plan 2011-2015, Alcohol Needs Assessment Info 2011 & Tackling Alcohol and Community Safety in South Leeds – Summary Findings) Joint Strategic Needs Assessment 2012, NHS Leeds

Contact Details

Entertainment Licensing Section	Phone:	0113 378 5029
Leeds City Council	Fax:	0113 336 7124
Civic Hall	Website:	www.leeds.gov.uk/licensing
Leeds LS1 1UR	Email:	entertainment.licensing@leeds.gov.uk

This document should be used as a guidance tool. Only the courts can give an authoritative opinion on statute law. Every effort has been made to ensure this document is both comprehensive and accurate but in an attempt to simplify the law omissions have been made. Please refer to the Licensing Act 2003 and associated regulations for full details of the law. You should seek your own legal advice on the matters raised in this guidance note.

Risk Assessment Proforma – Gipton and Harehills

Premises name: _____

Premises Address: _____

Applicants Name: _____

Please be advised I wish to amend my application to add the following measures to the operating schedule.

Crime and Disorder

Suggested measures	✓
All areas of the premises to be used for the display of alcohol are marked on the plan. The display of alcohol will not change without the consent of the licensing authority by way of a minor variation application to the licence.	
The display of alcohol will be in a designated area of the premises which is capable of being supervised from the counter area.	
The display of spirits shall be in an area accessible only by staff	
The display of high-strength beers, ciders and lagers of 7.5% alcohol by volume (abv) or higher will be in an area accessible only by staff.	
There will be no sale of cider and lager of 7.5% alcohol by volume (abv) in 1, 2 or 3 litre plastic bottles.	
All areas where alcohol is displayed shall be covered by CCTV	

Prevention of public nuisance

Suggested measures	✓
Staff will make hourly checks around the premises and remove any litter, including takeaway wrappers, can and bottles.	

Protection of children

Suggested measures	✓
There will be a Check 25 proof of age verification scheme in place.	
Alcohol will not be displayed next to the public entrance/exit of the premises.	
The name of the premises will not contain reference to alcohol.	
There will be no window display posters or similar advertising contained reference to alcohol displayed on the premises shop frontage or the highway abutting the premises.	
All alcohol sale refusals will be recorded in a register which will be retained on the premises for inspection by responsible authorities on request.	

**Please return this page to Entertainment Licensing, Civic Hall, Leeds, LS1 1UR
or by email to entertainment.licensing@leeds.gov.uk**